

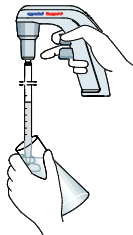


# Eppendorf EasyPet® 3 – Short instructions

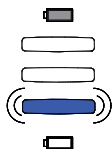


These short instructions are a supplement to the operating manual and not a substitute. Read the operating manual before using the EasyPet 3 for the first time!

## Battery status display



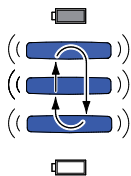
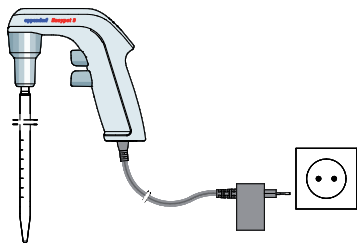
ready to use



Indicates low battery

➔ connect the charger and continue working

## Charging process



~3h

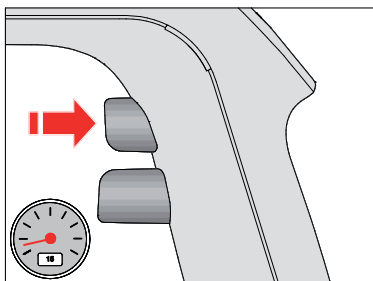


Charging battery

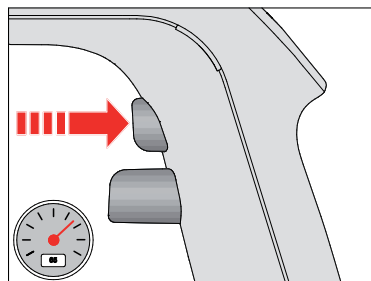
Light goes off when fully charged

## Eppendorf Easytip® 3 – Short instructions

### Speed control

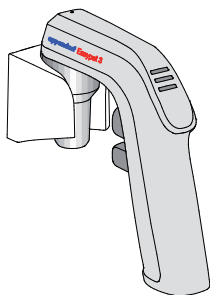


Slow

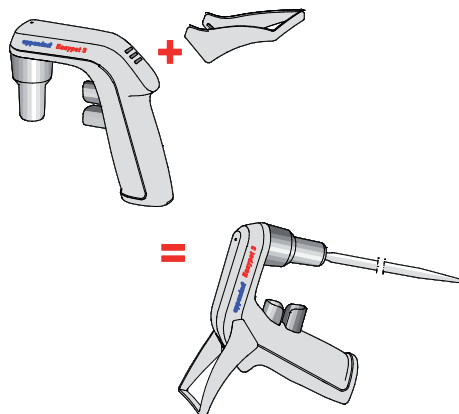


Fast

### Wall mounting device



### Shelf stand (not available in the USA)



# eppendorf

In touch with life

Your local distributor: [www.eppendorf.com/worldwide](http://www.eppendorf.com/worldwide)

Eppendorf AG · Hamburg · Germany · Tel: +49 40 538 01-0 ·

Application Support E-mail: [support@eppendorf.com](mailto:support@eppendorf.com)

Eppendorf North America, Inc. · USA · Tel: +1 800 645 3050, menu option 2 · E-mail: [techserv@eppendorf.com](mailto:techserv@eppendorf.com)